



• PYRAMID OF
CAIUS CESTIUS •



• HORREUM •



• PORTICUS
AEMILIA •



• EMPORIUM •

4 places to discover with Romina la Volpina



MISSIONE •TESTACCIO•

This is a project of the Soprintendenza Speciale di Roma in cooperation with Explora - The Children's Museum of Rome.

Contacts:
ss-abap-rm.servizioeducativo@cultura.gov.it

MISSIONE •TESTACCIO•



•HORREUM•

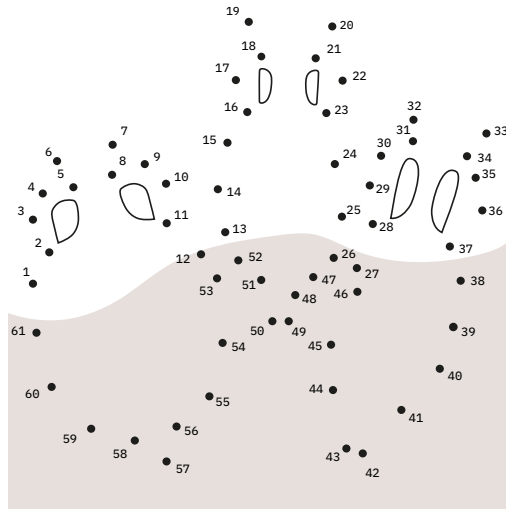
Scan the QR code and find out in which amphora the *garum* was contained.



<https://www.exploraedu.it/horreum>



Connect the dots and discover what remains we can find underground. Archaeologists find, by digging, traces of past civilizations, such as the amphorae you see in the Horreum.

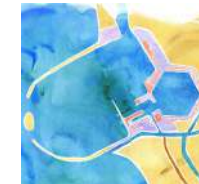


•EMPORIUM•

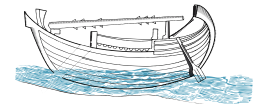
Scan the QR code and find out where the goods arrived in Rome.




<https://www.exploraedu.it/emporium>



Learn about the route of goods from the Port of Trajan to the Emporium.



THE PORT OF TRAJAN



EMPORIUM

The ships, sailed up the Tiber River, towed from the river bank. It took about two and a half days to get from Ostia to Rome.



•PYRAMID OF CAIUS CESTIUS•

The days of construction of the Pyramid of Caius Cestius are indicated on the monument with the letters CCCXXX which correspond to _____

ROMAN NUMERAL	ARABIC NUMERAL
I	1
V	5
X	10
L	50
C	100
D	500
M	1000

The Roman numerals are a sequence of symbols.
C=100 and X=10,
so C+C+C = _____
and X+X+X= _____




Scan the QR code and find out who Caio Cestius was.

<https://www.exploraedu.it/piramide>

•PORTICUS AEMILIA•

Complete the other half of the figure. Archaeologists can reconstruct the shape of an object as it was originally from a fragment. Remnants of the Porticus Aemilia are still visible among the buildings in the Testaccio district.



Scan the QR code and find out why Porticus is called Aemilia.

<https://www.exploraedu.it/porticus>